



As mathematicians, we will explore:

- 3D shapes. We will talk about and explore cubes, cuboids, cylinders and spheres.
- Composition of numbers. We will explore how the numbers 3 and 4 are made up of smaller numbers.
- After. The children will use their counting skills or a number track to find which number comes after a given number, up to 5.
- Before. The children will use their counting skills or a number track to find which number comes before a given number, up to 5.
- Numbers to 5. Children will revisit their previous learning about numbers to 5, counting and subitising to solve a real-world mathematical problem.



In phonics, we will:

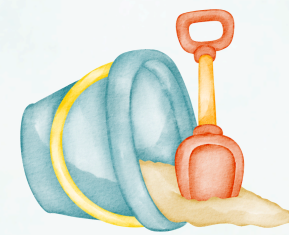
- Be exploring new sounds th, qu and x.
- Recap all the sounds we have learnt this year.
- Enjoy lots of oral blending games and activities to help us begin to put sounds together to make words. We'll play 'What's in the box?' and 'Feed the Crocodile' as well as using robot talk with our puppet Metal Morris!

The questions we will be answering are:

- Who likes to be beside the seaside?
- How have seaside holidays changed?
- What can we find on the beach?
- How can we keep ourselves safe at the beach?
- Who looks after us at the seaside?
- Why should we keep the beach tidy?

Our Big Question in Nursery:

Do you like to be beside the seaside?






As talkers and mark makers, we will:



Storytelling: Retell key events from our stories, sequence events and act out stories together.

Vocabulary Building: We'll explore rich language around the seaside such as harbour, pier, rockpools, shoreline, promenade, souvenir, pollution, recycle and past and present.

Mark-Making: make packing lists, draw postcards, make posters and tickets for puppet shows, draw rockpool pictures and add initial sounds and make beach safety posters.



For developing our gross and fine motor skills, we will:



- Use one handed tools such as tweezers to pick up sea shells and sea creatures.
- Use paintbrushes to paint rockpool pictures.
- Snip with scissors to make beach scenes.
- Dig and build sandcastles.
- Build boats with the large construction pieces.



As artists and designers, we will:

- Make observational drawings of sea shells
- Draw seaside scenes for postcards.
- Make puppets for seaside entertainment shows!
- Make pictures linked to seaside sounds.
- Use junk modelling to create sea creatures.
- Use instruments to make seaside sounds.

Exploring the world, we will:



- Talk about our own experiences of the seaside.
- Find out about how the seaside has changed, talking about past and present.
- Learn about people who work in sea related professions.
- Begin to understand how to stay safe at the beach (RNLI and water safety)
- Learn about the importance of lighthouses and how they keep people safe.
- Explore sinking and floating.
- Begin to understand how the ocean is being polluted and how we can help.